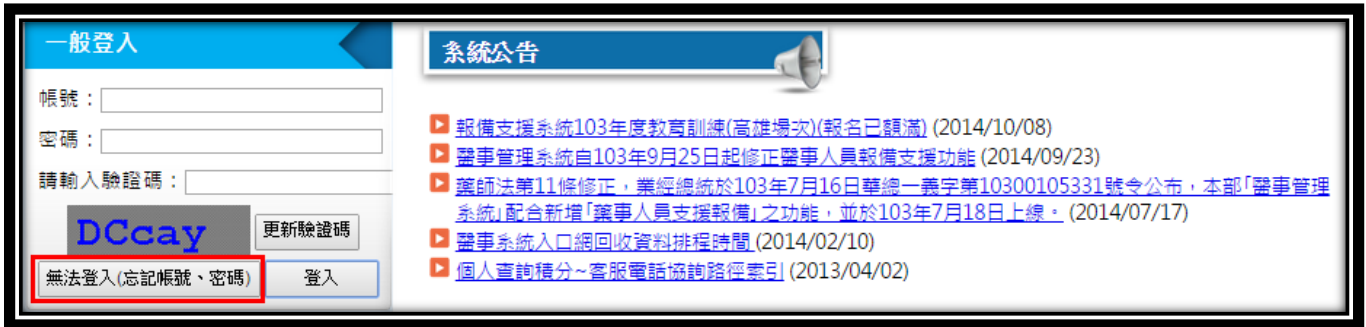


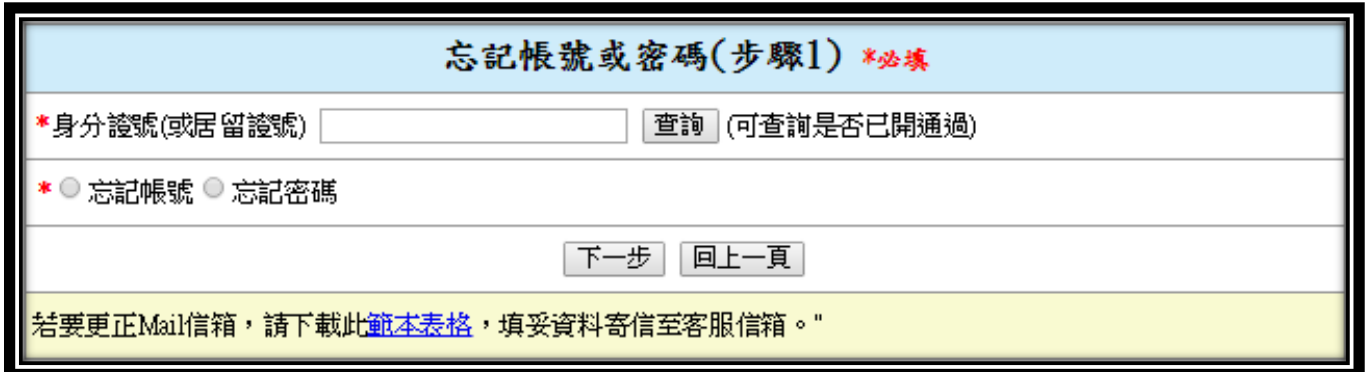
衛生福利部醫事系統入口網—無法登入(忘記帳號、密碼)查詢步驟

Step1.點選進到無法登入(忘記帳號、密碼)



The screenshot shows the login interface of the medical system. On the left, there are input fields for '帳號' (ID), '密碼' (Password), and '請輸入驗證碼' (Enter verification code). Below these is a 'DCcay' logo and a '更新驗證碼' button. A red box highlights the '無法登入(忘記帳號、密碼)' button. On the right, there is a '系統公告' (System Notice) section with a megaphone icon and a list of notices, including '報備支援系統103年度教育訓練(高雄場次)(報名已額滿)' and '醫事管理系統自103年9月25日起修正醫事人員報備支援功能'.

Step2.輸入身份證號及選擇忘記帳號或密碼




The screenshot shows the '忘記帳號或密碼(步驟1)' form. It has a title bar with the text '忘記帳號或密碼(步驟1) *必填'. Below the title bar, there is a text input field for '身分證號(或居留證號)' and a '查詢' button. Below that, there are radio buttons for '忘記帳號' and '忘記密碼'. At the bottom, there are '下一步' and '回上一頁' buttons. A yellow box at the bottom contains the text: '若要更正Mail信箱，請下載此範本表格，填妥資料寄信至客服信箱。'

Step3.輸入註冊時電子郵件



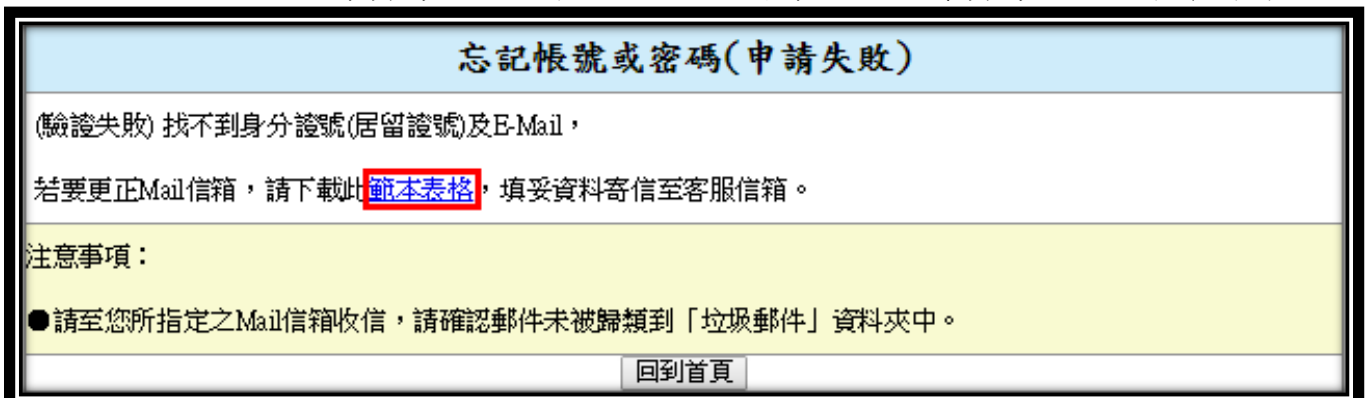
The screenshot shows the '忘記帳號或密碼(步驟2)' form. It has a title bar with the text '忘記帳號或密碼(步驟2) *必填'. Below the title bar, there is a text input field for '您的電子郵件'. Below that, there is a text box containing the text: '您於系統中所儲存之電子郵件關鍵字提示如下：zwp*****@gm*****.om'. At the bottom, there are '下一步' and '回上一頁' buttons.

Step4.完成申請／申請失敗(如點選按此認證無任何反應，請將認證信由垃圾信件夾轉回一般收件夾)
A. 驗證成功：(1)申請帳號：直接跟您的帳號寄至您的E-mail (2)申請密碼：重新寄"更改密碼信件"至您的E-M



The screenshot shows the '忘記帳號或密碼(已成功申請)' form. It has a title bar with the text '忘記帳號或密碼(已成功申請)'. Below the title bar, there is a text box containing the text: '(驗證成功) 系統已將您的帳號寄至zwpckzoe@gmail.com'. Below that, there is a '注意事項' section with a bullet point: '●請至您所指定之Mail信箱收信，請確認郵件未被歸類到「垃圾郵件」資料夾中。'. At the bottom, there is a '回到首頁' button.

B. 驗證失敗：需填寫提示信箱，如忘記或需更改，請填寫更正信箱範本表格



The screenshot shows the '忘記帳號或密碼(申請失敗)' form. It has a title bar with the text '忘記帳號或密碼(申請失敗)'. Below the title bar, there is a text box containing the text: '(驗證失敗) 找不到身分證號(居留證號)及E-Mail'. Below that, there is a text box containing the text: '若要更正Mail信箱，請下載此範本表格，填妥資料寄信至客服信箱。'. Below that, there is a '注意事項' section with a bullet point: '●請至您所指定之Mail信箱收信，請確認郵件未被歸類到「垃圾郵件」資料夾中。'. At the bottom, there is a '回到首頁' button.